



Deer Valley Unified School District Home Learning Resources for Early Childhood

This plan is designed to enrich students or review previous material and skills, not introduce new learning. Materials will not be graded, but are useful for parents to help guide their students through home learning activities.




This plan is designed to introduce new learning. Participation may be in the form of live or recorded lessons, submitting assignments/assessments or other activities outlined by the teacher. Student participation is important in order to prepare students for the next level of learning. All learning activities can be found on the Teacher's Website.




Lesson Plans for May 11-15 Learning Plan

	Monday	Tuesday	Wednesday	Thursday	Friday
Office hours	9:00-9:30 1:00-1:30	9:00-9:30 1:00-1:30	9:00-9:30 1:00-1:30	9:00-9:30 1:00-1:30	
Morning Routine	Wake-up, eat breakfast and get dressed. Go to your daily workspace (e.g. the kitchen table, a pile of pillows, your favorite spot on the couch, etc).				
Literacy/Reading/ Cognitive	<p>10 minutes: Literacy Lesson Letter Find Activity! Highlight/mark letters found on different print (magazine, environmental print-cereal box or empty food containers, newspaper) or find different items that start with the letter sound around the house. How many letters/sounds can your child identify?</p>		<p>10 minutes: Literacy Lesson Post it names! Practice name and letter recognition with your child. You will need paper, marker, post it notes. Write your child's name real big on the paper. Write each letter on post it, 5x. Mix up the letters and they have to match them up. Have the letters all around the house so they have to move around.</p> 		
	10 minutes: Have a parent or guardian read a story/or look at books on your own				
	Optional: Enrichment activities (e.g. Starfall)				
Stretch Break!	Move around, play a game, get some exercise and fresh air! Check out the movement category on the movement link page for ideas.				
Math/Cognitive		<p>10 minutes: Math Lesson Gather sticks outside, arrange from tall to short, count them</p>		<p>10 minutes: Math Lesson How many dots to fill the dots?</p>	<p>Social-Emotional Activities District Supports Activities for parents to use</p>

Deer Valley Unified School District Home Learning Resources for Early Childhood

This plan is designed to enrich students or review previous material and skills, not introduce new learning. Materials will not be graded, but are useful for parents to help guide their students through home learning activities.

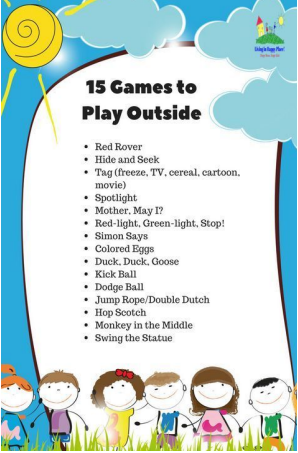





		<p>and make shapes with them.</p>		 <p>How Many Drops to Fill the Dot?</p> <p>TEACH BESIDE ME</p>	<p>All T</p> <p>Activities for Early Childhood 10 minutes: Sing Emotion Action Song If you're happy and you know it clap your hands. If you're mad and you know it cross your arms. If you're frustrated and you know it stomp your feet. If you're excited and you know it jump up and down. If you're sad and you know it make a frown.</p>
<p>Science</p>		<p>10 minutes: Science Lesson Sun Safety Awareness</p>  <p>Make a Sun <i>activity</i></p> 		<p>10 minutes: Science Lesson Place a dark colored construction paper outside in the sun. Leave toys/objects on it for 24 hours. Go back outside, take off the objects, analyze the shapes you see.</p>	<p>If you're scared and you know it hide your face.</p>

Deer Valley Unified School District Home Learning Resources for Early Childhood

This plan is designed to enrich students or review previous material and skills, not introduce new learning. Materials will not be graded, but are useful for parents to help guide their students through home learning activities.



<p>Social Studies</p>	<p>10 min: Social Studies Lesson Play a game outdoors in nature!</p> 		<p>10 min: Social Studies Lesson Hot and Cold</p> <p>Discuss with your children what they might dress themselves in when it is hot vs. cold weather outside!</p> <p>SORTING CENTER: Hot vs. Cold weather clothing</p> 		
<p>Lunch Break</p>	<p>Breakfast and lunch are available to all children (18 and under). Pickup locations</p>				
<p>Free Play</p>	<p>10 minutes Enjoy free play or choice time</p>				
<p>Specials</p>	<p>10 minutes: Music Lesson Make shakers!</p> <p>Using empty water bottles or other container, and fill with various objects (1 kind of object per bottle) Explore sound and discuss quiet and loud based on the items you chose to fill your bottle with. For example add cotton balls to one bottle, and beans to another!</p>	<p>10 minutes: Art Lesson Create shadow self portraits!</p> <p>Tape a piece of paper to an outside wall in the sun and have your child trace their shadow and then fill in their facial features (eyes, nose, mouth, etc.).</p> 	<p>10 minutes: Music Lesson Make song sticks!</p> <p>Write the names of your favorite songs to sing with your child, include nursery rhymes. One song per stick. Use popsicle sticks or paper. Your child picks one out every day or before bed that you can sing together!</p>	<p>10 minutes: Art Lesson</p> <p>Use watercolors to decorate the summer sun/ocean picture you will find at this link (Click). Alternate option: Color it with markers and spray it with a few water drops from a spray bottle to get a cool effect.</p> 	

Deer Valley Unified School District Home Learning Resources for Early Childhood

This plan is designed to enrich students or review previous material and skills, not introduce new learning. Materials will not be graded, but are useful for parents to help guide their students through home learning activities.



Special Programs/ Adaptive Activities	Students enrolled in Special Education please go to http://dvusd.org/extendedlearning 10 minutes: Adaptive Activities Transfer Water! Transfer water from one container to another. You can use a pitcher, muffin tin, ice cube tray, spoons, ladles, measuring cups. Go outside with this activity and don't worry about getting wet!
Reflection	Check-in with your child by asking questions such as: What was your favorite part of the day? What is something you learned today? How are you feeling?

Other considerations: Not everything needs to be online. Playing games that involve turn-taking and sharing are developmentally appropriate for preschoolers.