






	RESPECT	RESPONSIBILITY	SAFETY	PERSONAL BEST
Arrival 	<ul style="list-style-type: none"> • Be on time for class • Come in Room Quietly • Read daily objectives on whiteboard 	<ul style="list-style-type: none"> • Come to class prepared. • Assemble your instrument • Put music in order for today's rehearsal 	<ul style="list-style-type: none"> • Keep hands, feet, and objects to yourself. 	<ul style="list-style-type: none"> • Have a positive attitude and be ready to learn • Quietly warm up and be ready to begin class on time.
Drinks 	<ul style="list-style-type: none"> • Ask permission before leaving you seat for a drink 	<ul style="list-style-type: none"> • Be careful with drinks around music instruments 	<ul style="list-style-type: none"> • Lids to water bottles should be closed when not being used. 	<ul style="list-style-type: none"> • Get drinks before and after music lesson
Restrooms 	<ul style="list-style-type: none"> • Get permission First. • Raise hand to ask. 	<ul style="list-style-type: none"> • Use all facilities properly 	<ul style="list-style-type: none"> • Do your business, wash your hands and leave • Keep water in skink. 	<ul style="list-style-type: none"> • Use bathrooms before and/or after music lesson

	RESPECT	RESPONSIBILITY	SAFETY	PERSONAL BEST
--	---------	----------------	--------	---------------

<p>Playing Tests</p> 	<ul style="list-style-type: none"> • Sit quietly until it is your turn to play. • When appropriate, find positive comments to share with others. 	<ul style="list-style-type: none"> • Be prepared and ready to play when it is your turn. 	<ul style="list-style-type: none"> • Keep hands, feet, and objects to yourself. 	<ul style="list-style-type: none"> • Have a positive attitude and do your best.
<p>Dismissal</p> 	<ul style="list-style-type: none"> • Listen to directions the first time • Respect the space and property of others 	<ul style="list-style-type: none"> • Put all materials away in the correct manner. • Go directly where you need to be. 	<ul style="list-style-type: none"> • Materials are put away and stored in proper places. • Keep hands, feet, and objects to yourself. 	<ul style="list-style-type: none"> • Practice skill and concepts learned for the next lesson.