




Welcome to
Kindergarten
Orientation!




Math

- Numbers (read, write and count objects from 0-20)
- Sorting by attributes
- Counting (orally counting to 100 starting from any given number)
- Addition and Subtraction within 20
- Measurement (compare length & weight)
- Geometry (name, compare and make 2D and 3D shapes)




Writing



- Journaling
- Writing letters and numbers correctly
- Phonetic Writing
We focus on hearing the sounds in words and not on conventional spelling.



Reading



Phonics

- *Letter and sound identification
- *Word families
- *Sounding out simple words when reading and writing
- *Sight words (star words)


Phonemic Awareness

- *Rhyming
- *Hearing sounds in different locations in words
- *Hearing and counting syllables
- *Segmentation and blending of sounds
- * Adding, deleting and substituting sounds in words



How we practice reading...

- Decodable Text
- Previewing and Predicting
- Story Elements and comprehension
- Sight words
- Independent reading
- Reading groups
- Making connections between texts and self



Daily Schedule

8:30 Recess on kindergarten playground

8:40 Line up and go inside

8:45 Class begins

8:50-10:50 Reading/Writing

10:55-11:35 Lunch/Recess

11:40-1:00 Math

1:00-1:20 Science/Social Studies


1:25-1:40 Recess/Snack

1:40-2:00 Science/Social Studies

2:00-2:45 Specials: Art, Music, PE


2:50-3:10 Intervention/Choice Time

3:20 Dismissal



Lunch

- In the cafeteria 10:55-11:15
- School lunches are available for purchase for \$2.95. Please add money to your child's lunch account using the DVUSD EZpay link on the Sunset Ridge website. Your child's teacher can provide you with child's student id number.
- Lunches brought from home will not be refrigerated. Please help your child practice opening any containers or packages that may be in their lunch.




In Learning Spaces, Hawks SOAR:



- Safety
- Follow classroom procedures
- Keep hands, feet, and objects to yourself
- Achievement
- Do your personal best
- Take pride in your work
- Participate in the learning process
- Ownership
- Come to class prepared and ready to learn
- Own your actions
- Take care of materials
- Respect
- Use appropriate language/volume
- Work together and share materials
- Be kind




All Things E.Q. The Discovery of You



- A social emotional program that builds a positive school-wide culture

<https://www.youtube.com/watch?v=GybBTKNjThE>



Behavior "Clip" Charts



- What do the various colors mean?
- Pink = Outstanding
- Purple = Super Job
- Blue = Great Day
- Green = Ready to Learn
- Yellow = Reminder
- Orange = Teacher's choice
- Red = Parent Contact



Communication Folder

- Check for important papers and empty nightly
- Return daily!
- Notes to the teacher should be placed in the folder, however email is preferred.
- Clip chart reporting sheet for the week goes in the folders on Monday (leave sheet in the folder and sign and return daily)
- Changes in pick up routine must be communicated by the parent (email before 2:00 pm, note in folder, call the office)


**WE WILL NOT CHANGE ROUTINE
UNLESS WE HEAR IT FROM YOU!**



Homework

Your child will have weekly homework that will be emailed on Monday afternoons.

- Please work with your child on their homework to make sure they are completing it correctly.
- This is the **best** one on one interaction they can receive to help them learn important skills.
- Homework does not need to be returned unless specifically requested.
- It helps to develop a routine for homework completion by having them work at the same time and in the same location.
- Reading with your child each night is essential to their learning and will be part of their nightly homework.



Arrival Procedures

Gates open at 8:30 a.m. (recess time)

Car riders

- Follow traffic to drop off by the office (No parking. Parents must remain with their car.)
- Enter through side gate by the office

Walkers with Parents

- Enter kindergarten playground by the office gate or the east bus gate.

Walkers with Siblings

- Enter any gate and go to the kinder playground.

Bus riders

- Exit the bus and go to kindergarten playground



Dismissal Procedures

Dismissal 3:20

Bus riders are escorted to the bus by a teacher.

Drive-up students are escorted to the large gate under the ramada by a teacher.

Walk-up students are escorted by a teacher to the large gate by the office to wait for parents.

After-Care students will be picked up near the kindergarten classrooms by the after care staff.



Dismissal Times



Monday-Thursday

3:20- Kindergarten and Siblings

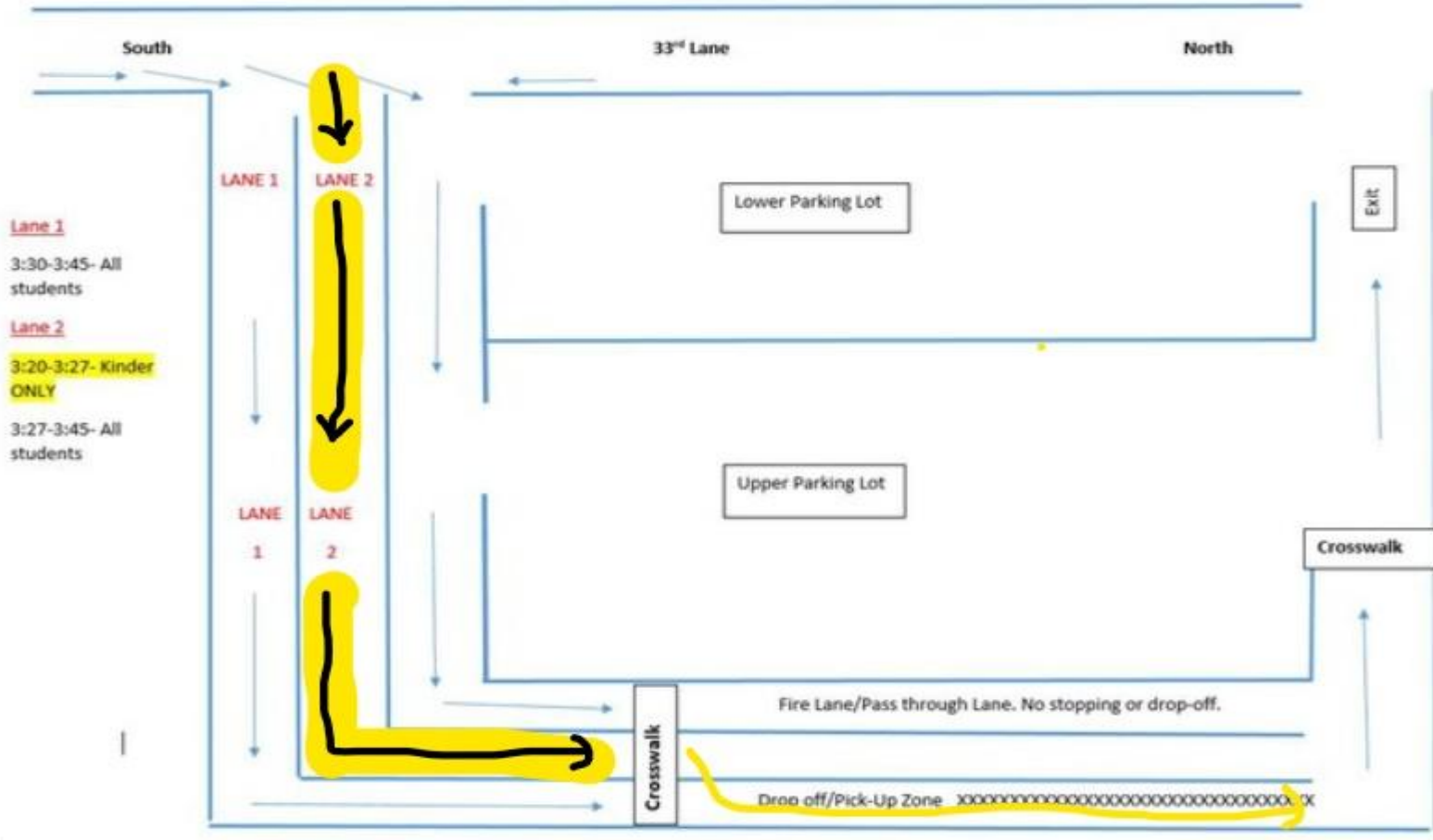
- Kindergarten siblings who must leave campus together will dismiss at 3:20. Please notify teachers of kinder siblings that must be dismissed early.
- Kindergarten siblings who have an alternative method of getting home, will dismiss at 3:30.
- Kindergarten siblings who ride the bus will dismiss at 3:30.

Friday Early Release


1:50- Kindergarten and Siblings



*No left turn into the parent pick-up lanes from 33rd. All traffic to pick-up lanes must enter from the southeast and turn right. Left hand turns from 33rd lane may only be used for parking lot access or Fire Lane/Pass through. No stopping in the Fire Lane.



Kindergarten parent pick-up will use LANE 2, which is the middle lane, from 3:20-3:25. Be there early!



Items of Importance



- No toys at school!
 - Shoes for safe play
 - Dress for play
 - Fostering independence
 - School supplies are shared.
 - Transportation tags must be returned daily for the first two weeks.
 - Children will need a full size backpack (no wheels) and a refillable water bottle.
 - Please label backpacks, water bottles, lunch boxes and clothing with your child's name.
- * Snack - small, healthy, nut-free, non-refrigerated - in cubby (not lunchbox)



First Day of School

- Walk your child to their classroom. Help your child unpack and find his/her seat.
- Check with teacher to verify end-of-day transportation.
- Pack an extra set of clothing in backpacks.
- Please give him/her a hug and a kiss and say good-bye. We will take great care of your child.



Thank you for coming!!!

We look forward to seeing everyone at
Meet the Teacher Night.
Thursday, July 27, 2023
4:30-5:30

