

[Sign in](#)[Subscribe](#)[zh Chinese](#) ▼

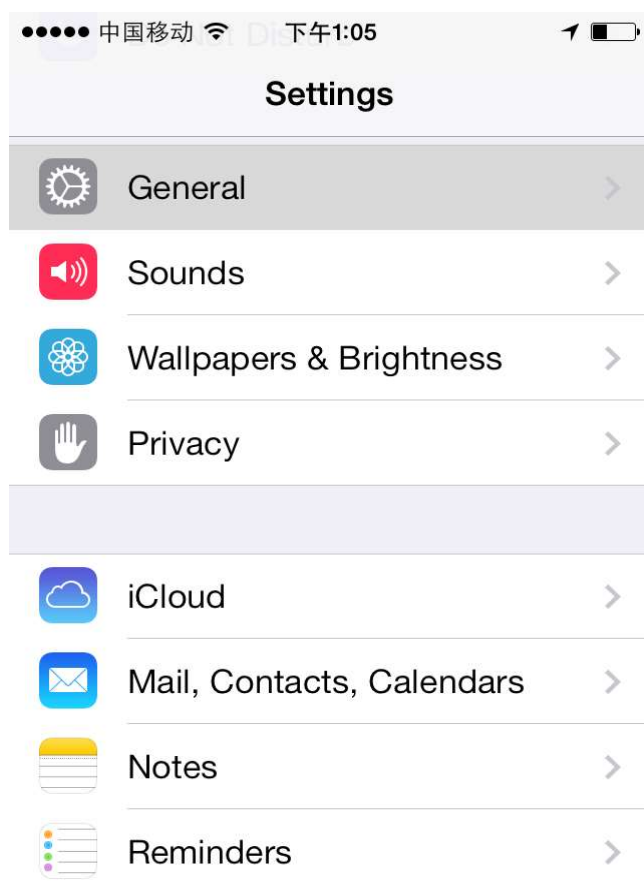
# How to type Chinese using Pinyin

Select your operating system for a guide on how to enable Chinese text input.

[Windows 7](#)[Windows 8](#)[Mac OSX - Mountain Lion, Mavericks](#)[iPhone & iPad](#)[Android](#)

## How to type Chinese on iOS - iPhone and iPad

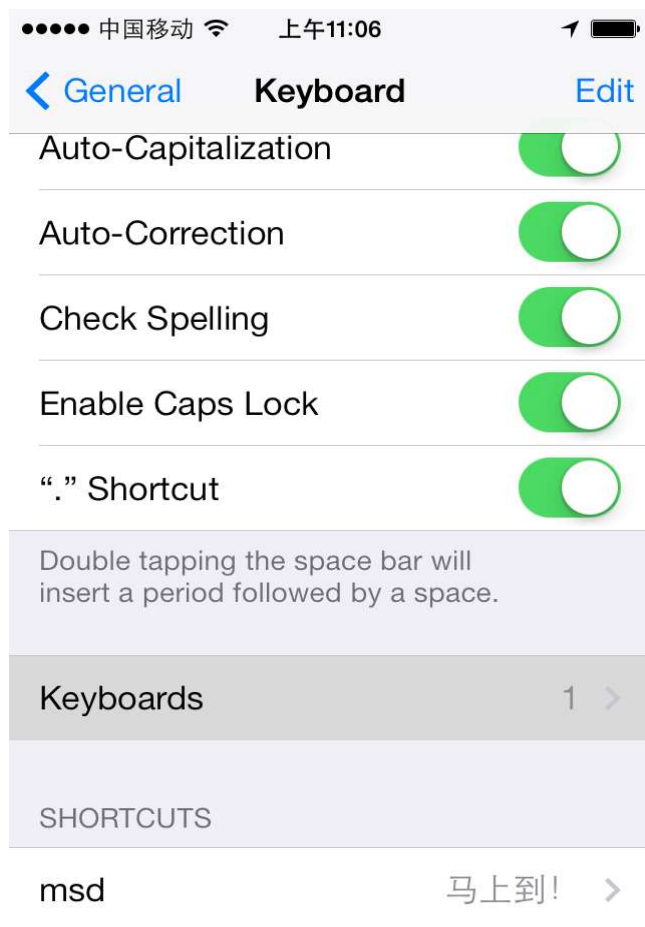
Open the [Settings](#) Application, Select [General](#)



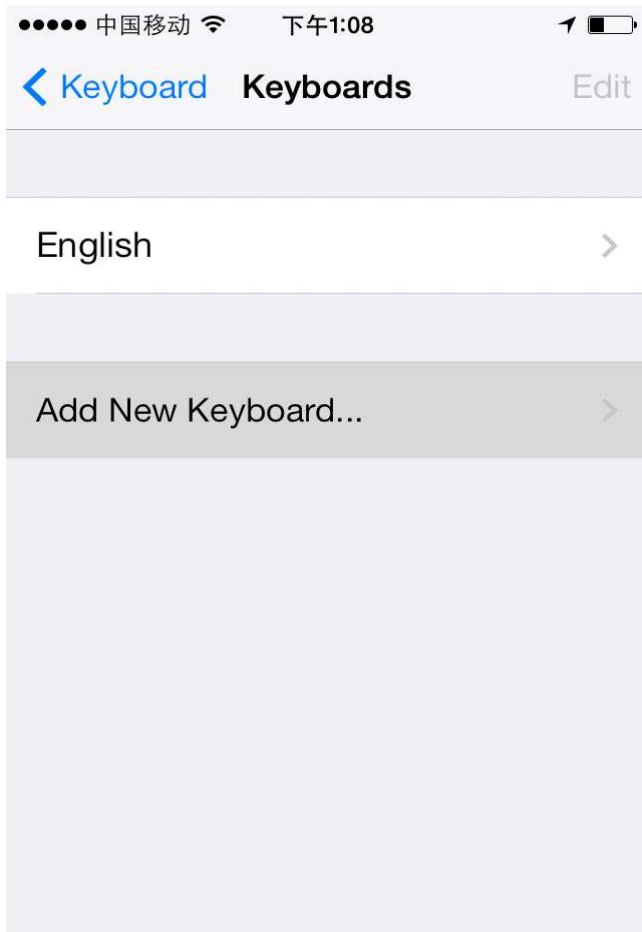
Select Keyboard



Select Keyboards



Select [Add New Keyboard](#)




Select Chinese Simplified Pinyin

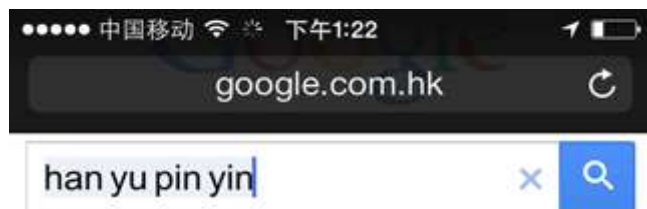


## Typing Chinese using Pinyin

Tap or tap and hold the globe icon on the keyboard to switch between English and Chinese.



Type in Pinyin, and select the Correct Chinese characters.



## Additional Tips

Another fun input method uses handwriting recognition. Be aware that it primarily works by stroke-order and stroke direction. If you draw a character that is visually very close to the character you want, but don't use the correct stroke-order, it may not understand.

To install it, follow the steps above but add the [Chinese Simplified - Handwriting](#) keyboard.



---

## Yabla Languages

- Learn Spanish
- Learn French
- Learn Italian
- Learn Chinese
- Learn German
- Learn English

## Get Yabla

Buy Individual subscription

---

[Home](#) [Videos](#) [Vocabulary](#) [Dictionary](#) [Pinyin Chart](#) [Educators](#)