


Deer Valley Unified School District Home Learning Resources for Early Childhood

This plan is designed to introduce new learning. Participation may be in the form of live or recorded lessons, submitting assignments/assessments or other activities outlined by the teacher. Student participation is important in order to prepare students for the next level of learning. All learning activities can be found on the Teacher's Website.




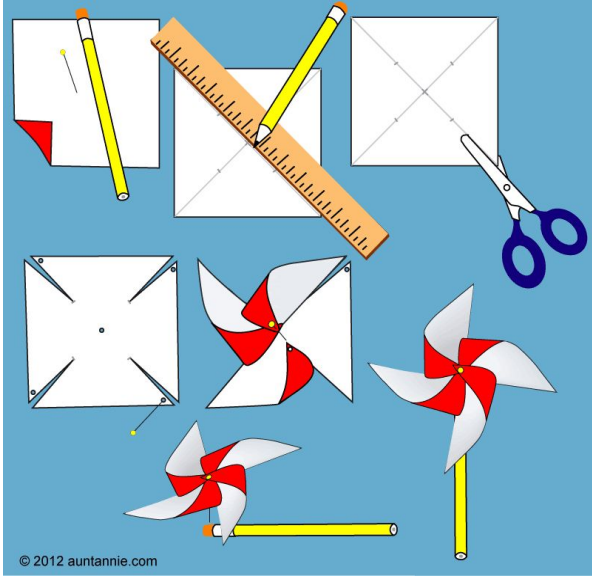
May 4-8 Learning Plan

	Monday	Tuesday	Wednesday	Thursday	Friday
Office hours	9:00-9:30 1:00-1:30	9:00-9:30 1:00-1:30	9:00-9:30 1:00-1:30	9:00-9:30 1:00-1:30	
Morning Routine	Wake-up, eat breakfast and get dressed. Go to your daily workspace (e.g. the kitchen table, a pile of pillows, your favorite spot on the couch, etc).				
Literacy/Reading/ Cognitive	10 minutes: Literacy Lesson Magazine Letter Hunt Cut out letters that you find in magazines and grocery ads! Too tricky to cut? Circle them!		10 minutes: Literacy Lesson Rainbow writing Practice writing your first and last name with different colors! Trace over each time with a new color.		
	10 minutes: Have a parent or guardian read a story/or look at books on your own				
	Optional: Enrichment activities (e.g. Starfall)				
Stretch Break!	Move around, play a game, get some exercise and fresh air! Check out the movement category on the movement link page for ideas.				
Math/Cognitive		10 minutes: Cloud Writing, use shaving cream, make a shape of a cloud, practice writing numbers 1-10.		10 minutes: Using your Rainbow writing from yesterday, count the number of letters in your first name, count the number of letters in your last name. Write those numbers down. Have adult help you add them together.	Social-Emotional Activities District Supports Activities for parents to use All Things E.Q. Activities for Early Childhood 10 minutes:
Science		10 minutes: Explore wind and strengthen those oral motor muscles by making a pinwheel. (See instructions on the next page).		10 minutes: Make a Tornado in a Jar Find Clear plastic water bottle with a lid. 1. Fill with water 2. Add 1-2 drops of dish soap to the bottle 3. Put the lid on and Spin	Create an at home schedule for your child to help them know what is coming next. You can make your own with pictures of your child or cultivate a pre-made one such as this one: https://drive.google.com/open?id=1vVtTps6lTtyXqNBjjiWqrT2FaO-d1ZRIY

Deer Valley Unified School District Home Learning Resources for Early Childhood


This plan is designed to introduce new learning. Participation may be in the form of live or recorded lessons, submitting assignments/assessments or other activities outlined by the teacher. Student participation is important in order to prepare students for the next level of learning. All learning activities can be found on the Teacher's Website.





		<p style="text-align: center;">Pinwheel for science on Tuesday</p>  <p style="text-align: center; font-size: small;">© 2012 auntannie.com</p>			
<p>Social Studies</p>	<p>10 min: Social Studies Lesson Create a recycling center at home! https://www.pre-kpages.com/teaching-preschoolers-recycling/</p>		<p>10 min: Social Studies Lesson Take a walk and find plants, rocks, trees, flowers, etc. around you with these colors! https://buggyandbuddy.com/printable-scavenger-hunt-for-kids-go-on-a-color-walk/</p>		
<p>Lunch Break</p>	<p>Breakfast and lunch are available to all children (18 and under). Pickup locations</p>				
<p>Free Play</p>	<p>10 minutes Enjoy free play or choice time</p>				
<p>Specials</p>	<p>10 minutes: Music Lesson Music Chairs/Statues Play musical chairs at home! Play music, when it stops everyone has to find a chair to sit in. Don't have enough players or chairs? When the music stops, you must become a statue and freeze!</p>	<p>10 minutes: Art Lesson Make a rainbow (template at end) using your choice: Fruit loops, torn paper, or fingerprints. See 3 examples on the next page.</p>	<p>10 minutes: Music Lesson Tap, Tap song by HandWriting Without Tears. We sing this song often in class! Use any sticks around the house- pencils, markers, spoons, paper towel rolls, stick from outside, etc. Access is free for 90 days.</p>	<p>10 minutes: Art Lesson Use paint and straws to make adorable spring process art raindrops. Mix blue tempera paint with water and drop it onto paper in splotches. Then have your child use a straw to blow the paint around the paper.</p>	

Deer Valley Unified School District Home Learning Resources for Early Childhood

This plan is designed to introduce new learning. Participation may be in the form of live or recorded lessons, submitting assignments/assessments or other activities outlined by the teacher. Student participation is important in order to prepare students for the next level of learning. All learning activities can be found on the Teacher's Website.



			<p>https://shopping.lwtears.com/member_login?app=prekitt</p>		
<p>Special Programs/ Adaptive Activities</p>	<p>Students enrolled in Special Education please go to http://dvusd.org/extendedlearning Adaptive Activities: 10 minutes: Fine Motor gift wrapping practice! Grab some toys that you already have or maybe make something special for Mom and try to wrap it up like a present! Get out wrapping paper, bows, tape, scissors, bags, tissue paper, gift tags. Practice all these great fine motor skills, and show your child how to give a gift to someone. Model "I got this gift for you" and saying thank you, and you're welcome.</p>				
<p>Reflection</p>	<p>Check-in with your child by asking questions such as: What was your favorite part of the day? What is something you learned today? How are you feeling?</p>				

Other considerations: Not everything needs to be online. Playing games that involve turn-taking and sharing are developmentally appropriate for preschoolers.


Deer Valley Unified School District Home Learning Resources for Early Childhood

This plan is designed to introduce new learning. Participation may be in the form of live or recorded lessons, submitting assignments/assessments or other activities outlined by the teacher. Student participation is important in order to prepare students for the next level of learning. All learning activities can be found on the Teacher's Website.

Template to make your rainbow art project for art on Tuesday: [Link to print your own in a full page: click here](#)



Rainbow, rainbow in the sky,
See the clouds float on by.



For more creative learning ideas check out
www.makinglearningfun.com