


Deer Valley Unified School District Home Learning Resources for Early Childhood

This plan is designed to enrich students or review previous material and skills, not introduce new learning. Materials will not be graded, but are useful for parents to help guide their students through home learning activities.

This plan is designed to introduce new learning. Participation may be in the form of live or recorded lessons, submitting assignments/assessments or other activities outlined by the teacher. Student participation is important in order to prepare students for the next level of learning. All learning activities can be found on the Teacher's Website.






May 18-20 Learning Plan

| | Monday | Tuesday | Wednesday | Thursday | Friday |
|--|---|--|---|---|--|
| Office hours | | | | | |
| Morning Routine | Wake-up, eat breakfast and get dressed. Go to your daily workspace (e.g. the kitchen table, a pile of pillows, your favorite spot on the couch, etc). | | | | |
| Literacy/Reading/ Cognitive | 10 minutes: Literacy Lesson Say and Spray! Using chalk and a spray bottle with water, write various letters, numbers, or shapes with chalk (you can go outside or stay inside) Have an adult name a letter and the child will find it and spray it! Literacy, math, and fine motor activity all in one! | | 10 minutes: Literacy Lesson Alphabet Bingo! Create your own sheet or print here | | |
| | 10 minutes: Have a parent or guardian read a story/or look at books on your own | | | | |
| | Optional: Enrichment activities (e.g. Starfall) | | | | |
| Stretch Break! | Move around, play a game, get some exercise and fresh air! Check out the movement category on the movement link page for ideas. | | | | |
| Math/Cognitive | | 10 minutes: Practice patterns using this song! Banana, Banana, Meatball! | | 10 minutes: Make a car parking lot with Matchbox cars and a cardboard box. | Social-Emotional Activities District Supports Activities for parents to use All Things E.Q. Activities for Early Childhood 10 minutes: Social stories are a great way to help your child plan for challenges. You can choose some that are already made or even make your own specific to your child! Here are some to get you started: |

Deer Valley Unified School District Home Learning Resources for Early Childhood

This plan is designed to enrich students or review previous material and skills, not introduce new learning. Materials will not be graded, but are useful for parents to help guide their students through home learning activities.






| | | | | | |
|------------------------------|---|---|--|--|---|
| | | | |  | <p>https://drive.google.com/open?id=166RDTGF52VlzTM7BGfsZHjpF6VXRCG91</p> <p>Practice different greetings! Teach your child how to shake someones hand, high five, fist bump, hug, wave, say hello!</p> |
| <p>Science</p> | | <p>10 minutes: INVENTOR SCAVENGER HUNT <ul style="list-style-type: none"> • Find something that you can turn. • Find something that is bumpy. • Find something that is metal. • Find something you put together. • Find 3 things that are round. • Find something you twist. • Find something shiny. • Find something you can roll. • Find a tube. • Find 3 things that are squishy. • Find something clear. • Find something that can bounce. </p> | | <p>10 minutes: "Plant" a Salt Garden, watch it grow over the next week. Tell your family members about what you see growing. Use descriptive words.</p> | |
| <p>Social Studies</p> | <p>10 min: Social Studies Lesson Draw something you want to do or be when you grow up!</p> | | <p>10 min: Social Studies Lesson Use paper, tape, and empty paper towel or toilet paper rolls to create a town with your child. Talk about what you may see in your town, what stores, buildings, parks, etc.</p>  | | |
| <p>Lunch Break</p> | <p>Breakfast and lunch are available to all children (18 and under). Pickup locations</p> | | | | |
| <p>Free Play</p> | <p>10 minutes Enjoy free play or choice time</p> | | | | |

Deer Valley Unified School District Home Learning Resources for Early Childhood

This plan is designed to enrich students or review previous material and skills, not introduce new learning. Materials will not be graded, but are useful for parents to help guide their students through home learning activities.



| | | | | | |
|---|--|--|---|--|--|
| <p>Specials</p> | <p>10 minutes: Music Lesson Make a straw flute! Start with 8 plastic straws. The first straw was set aside; it required no cutting. The second straw was lined up against the ruler and 2 centimeters were cut off the bottom. It was laid next to the uncut straw. The next straw, 2 more centimeters (i.e. 4 centimeters) was cut off. This process continued until 8 straws had been cut. Then lay a long piece of clear tape sticky side up on the table and line the straws up longest to shortest, with the tops of each even with one another. Then wrap the tape around them.</p>  | <p>10 minutes: Art Lesson Paint or color in a new way! Use a balance ball or use your feet to build core stability and problem solve new ways to create.</p>  <p><i>Postural Painting</i></p>  | <p>10 minutes: Music Lesson Freeze Dance! Play music, dance and sing and get silly! When the music stops, freeze! Repeat! Can your child follow directions?</p> | <p>10 minutes: Art Lesson Create displays for your artwork. Let children paint and decorate a set of clothespins to use to hang up their artwork at home.</p> | |
| <p>Special Programs/ Adaptive Activities</p> | <p>Students enrolled in Special Education please go to http://dvusd.org/extendedlearning</p> <p>10 minutes: Adaptive Activity Tape Peeling Activity Use painters or electrical tape. Add all over the table (or any surface area), criss cross back and forth to create layers, and the only objective is to peel off the tape. Great fine motor activity!</p> | | | | |

Deer Valley Unified School District Home Learning Resources for Early Childhood

This plan is designed to enrich students or review previous material and skills, not introduce new learning. Materials will not be graded, but are useful for parents to help guide their students through home learning activities.



Reflection

Check-in with your child by asking questions such as:
What was your favorite part of the day? What is something you learned today? How are you feeling?

Other considerations: Not everything needs to be online. Playing games that involve turn-taking and sharing are developmentally appropriate for preschoolers.